

Ecole St. Mary School Annual Education Results Report AEAM 2022 - 2023



A Holy Spirit Catholic School - A Christ-centered learning community where students are cherished and achieve their potential.



- A. School Mission and Vision
- B. School Information
- C. Contextual Information
- D. Accountability Survey Results
- E. Quality Learning (Our School Survey)
- F. Administrator's Message

A. Mission: To provide high quality Catholic education that meets the spiritual, educational and emotional needs of all students.

Vision: Christ-centered learning community where students are cherished.

Love is spoken here.

B. School Information

- ✓ Faith based Catholic Education, open to all regardless of the faith of individual families.
- ✓ Early Learning (ELP) for three and four year olds to Grade 6
- ✓ French Immersion and English Programs
- ✓ Kindergarten and Kindy Care Program (through BGC -Subsidized)
- ✓ Programming, Supports and Other:
 - French Immersion
 - Regular English Programming
 - Busing provided for French Immersion students from all of Lethbridge. ESM is the only Catholic French Immersion elementary school in Lethbridge and surrounding area
 - Busing provided from surrounding and rural areas for English and French Immersion programming: Coalhurst, Coaldale, Stirling, Raymond
 - English as A Second Language (ESL) Support
 - First Nations, Metis and Inuit Support Worker. Biweekly Blackfoot and Cultural Awareness class for all classes
 - Family First Facilitator (FFF) offering community connection and family support
 - Collaborative Response Framework is the vehicle to meeting the social-emotional and academic needs of students (literacy and numeracy support)
 - French Immersion literacy support
- ✓ It's a Blast program available for grade 1-6 students for after school care
- ✓ Access to Mental Health Capacity Building team
- ✓ A Breakfast program, healthy snacks and lunches available from Mindful Munchies

C. Contextual Information Surrounding 2021-2022 and the Impact on Data

A school's data is impacted by what is going on in the greater community, the city, the zone and the province. Ecole St. Mary (ESM) began the year impacted by the COVID-19 Pandemic. We began the year conservatively in order to follow Alberta Health Guidelines and keep students safe. This meant no mixing of groups, no group gatherings (these were done virtually) until May, separate recess for different groups, no parents or volunteers in the building. Assemblies, liturgies, mass and bringing people together did not commence until May of 2022.

-Cocurricular was paused and we were limited in running club, volleyball, basketball programs. Running Club, After School Skating, Science Sizzle were not available. Leadership groups were on pause. A badminton program was available in late May and June for grade 3,4,5,6. As such participation in co-curricular and clubs was not possible.

-Provincial Achievement Exams (PAT's) were completed by grade 6 students, after having several years of disruption to learning. There were no PAT's for the 2020 and 2021 school years.

-The Accountability Report is completed by parents/guardians, certificated staff and students in February.

-Our School Survey surveyed 48 grade 4 students, 46 grade 5 students, and 32 grade 6 students.

-Accountability Ratings had 72 Respondents overall, 11 parents, 53 students and 8 teachers. This is a small sample size of respondents which impacts findings. Grade 4 parents are surveyed (11 out of 60+ families.)

-It is certain that the restrictions and limitations affected survey results.

-Due to restrictions, we returned to field trip and grouping classes in May of 2022.

-Learning disruptions in the 2020, 2021 school years will continue to impact learning and survey results as we return to normal.

D. Assurance Domain and Measure

Accountability Pillar Results: 3 year Education Plan and Annual Education Results Report (AERR)

Spring 2022 Required Alberta Education Assurance Measures - Overall Summary

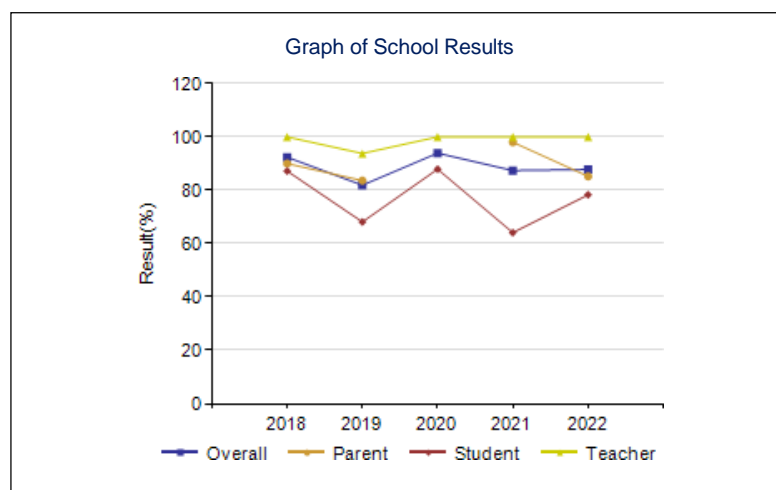
Assurance Domain	Measure	Ecole St. Mary School			Alberta			Measure Evaluation		
		Current Result	Prev Year Result	Prev 3 Year Average	Current Result	Prev Year Result	Prev 3 Year Average	Achievement	Improvement	Overall
Student Growth and Achievement	Student Learning Engagement	86.0	90.1	n/a	85.1	85.6	n/a	n/a	n/a	n/a
	Citizenship	87.8	87.4	87.9	81.4	83.2	83.1	Very High	Maintained	Excellent
	3-year High School Completion	n/a	n/a	n/a	83.2	83.4	81.1	n/a	n/a	n/a
	5-year High School Completion	n/a	n/a	n/a	87.1	86.2	85.6	n/a	n/a	n/a
	PAT: Acceptable	n/a	n/a	68.2	n/a	n/a	73.8	n/a	n/a	n/a
	PAT: Excellence	n/a	n/a	15.7	n/a	n/a	20.6	n/a	n/a	n/a
	Diploma: Acceptable	n/a	n/a	n/a	n/a	n/a	83.6	n/a	n/a	n/a
	Diploma: Excellence	n/a	n/a	n/a	n/a	n/a	24.0	n/a	n/a	n/a
Teaching & Leading	Education Quality	92.8	96.7	94.3	89.0	89.6	90.3	Very High	Maintained	Excellent
Learning Supports	Welcoming, Caring, Respectful and Safe Learning Environments (WCRSLE)	90.5	92.5	n/a	86.1	87.8	n/a	n/a	n/a	n/a
	Access to Supports and Services	77.6	88.3	n/a	81.6	82.6	n/a	n/a	n/a	n/a
Governance	Parental Involvement	87.5	84.5	84.9	78.8	79.5	81.5	Very High	Maintained	Excellent

Comment on Results: In four areas of Assurance Measures, Ecole St. Mary (ESM) maintains a VERY HIGH achievement with an overall rating of Excellent. ESM is above Alberta and at a VERY HIGH achievement level in Student Learning, Citizenship, Education Quality, Welcoming and Caring Schools, Parental Involvement. Although higher than the province average, there is a slight decline due to the lingering effects of the COVID 19 pandemic and lingering restrictions through the 2021-2022 school year. Access to services shows a decline due to accessibility.

Citizenship – Measure Details

Percentage of teachers, parents and students who are satisfied that students model the characteristics of active citizenship.

	School													Authority										Province									
	2018		2019		2020		2021		2022		Measure Evaluation			2018		2019		2020		2021		2022		2018		2019		2020		2021		2022	
	N	%	N	%	N	%	N	%	N	%	Achievement	Improvement	Overall	N	%	N	%	N	%	N	%	N	%	N	%	N	%	N	%	N	%	N	%
Overall	61	92.4	86	81.9	46	93.9	74	87.4	72	87.8	Very High	Maintained	Excellent	1,867	86.5	1,798	85.1	1,724	86.9	1,585	86.8	1,637	85.2	253,727	83.0	265,614	82.9	264,413	83.3	230,843	83.2	249,770	81.4
Parent	8	90.0	11	83.6	4	*	11	98.0	11	85.2	Very High	Maintained	Excellent	263	84.4	232	81.4	261	84.5	262	82.7	186	81.1	35,482	81.7	35,247	81.9	36,891	82.4	30,905	81.4	31,689	80.4
Student	45	87.2	62	68.1	35	87.9	51	64.1	53	78.3	Very High	Maintained	Excellent	1,415	78.5	1,330	79.2	1,226	79.7	1,120	80.8	1,280	77.7	185,623	73.9	197,090	73.5	193,577	73.8	169,741	74.1	187,120	72.1
Teacher	8	100.0	13	93.8	11	100.0	12	100.0	8	100.0	Very High	Maintained	Excellent	189	96.7	236	94.6	237	96.4	203	97.1	171	96.8	32,622	93.4	33,277	93.2	33,945	93.6	30,197	94.1	30,961	91.7

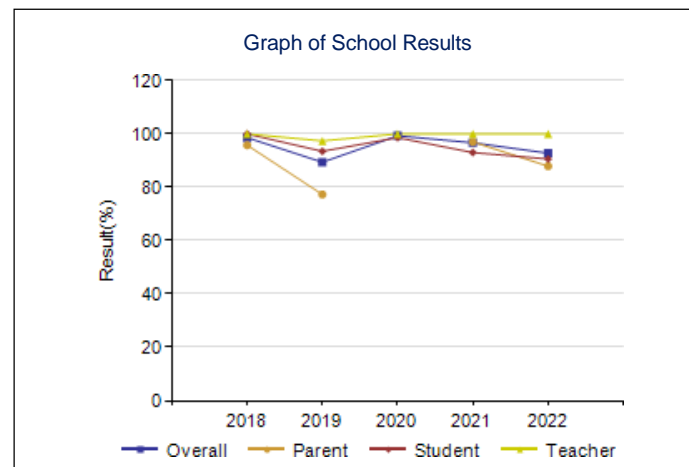


Comment on Results: We reflect positively on these results of Citizenship Measure Details. ESM is higher than the Authority, higher than the Province, and in the Very High domain. Parent results are down from 2021 to 2022. Students were not able to participate in many of the traditional citizenship activities that we usually take part in, including field trips and working with groups outside of the school. Student responses show an improvement. We look to take part in more active citizenship as we recover from Covid restrictions and ensure we communicate active citizenship in a more effective way.

Education Quality – Measure Details ***

Percentage of teachers, parents and students satisfied with the overall quality of basic education.

	School										Measure Evaluation			Authority										Province									
	2018		2019		2020		2021		2022					2018		2019		2020		2021		2022		2018		2019		2020		2021		2022	
	N	%	N	%	N	%	N	%	N	%	Achievement	Improvement	Overall	N	%	N	%	N	%	N	%	N	%	N	%	N	%	N	%	N	%		
Overall	61	98.6	86	89.4	46	99.3	74	96.7	72	92.8	Very High	Maintained	Excellent	1,870	93.1	1,799	91.7	1,728	92.8	1,586	91.5	1,633	90.7	254,026	90.0	265,841	90.2	264,623	90.3	230,814	89.6	249,532	89.0
Parent	8	95.8	11	77.3	4	*	11	97.0	11	87.9	Very High	Maintained	Excellent	263	89.6	232	87.8	261	90.2	262	87.5	186	86.7	35,499	86.0	35,262	86.4	36,907	86.7	31,024	86.7	31,728	86.1
Student	45	100.0	62	93.5	35	98.6	51	93.0	53	90.6	Very High	Declined	Good	1,418	91.9	1,331	91.0	1,230	91.1	1,121	89.9	1,276	89.2	185,888	88.2	197,282	88.1	193,763	87.8	169,589	86.3	186,834	85.9
Teacher	8	100.0	13	97.4	11	100.0	12	100.0	8	100.0	Very High	Maintained	Excellent	189	97.7	236	96.2	237	97.2	203	97.2	171	96.3	32,639	95.8	33,297	96.1	33,953	96.4	30,201	95.7	30,970	95.0

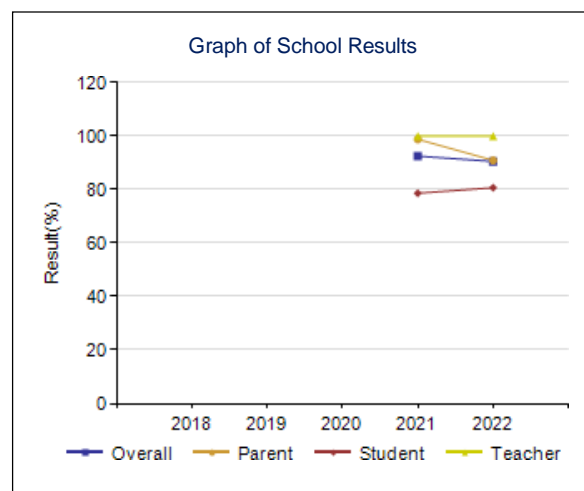


Comment on Results: Education Quality is very important. We are proud that we maintain a VERY HIGH rating. There is a slight decline in student results due to not being able to return completely to certain classroom activities. We had not yet returned to groupings, mixed cohorts, and hands on activities in order to contain any spread of disease. This impacted the results. We will continue to focus on engagements, hands on activities and work to continually improve our Education Quality. Although there is a decline, we are still above both the Authority and the Province in Education Quality.

Welcoming, Caring, Respectful and Safe Learning Environments – Measure Details****

The percentage of teachers, parents and students who agree that their learning environments are welcoming, caring, respectful and safe.

	School													Authority										Province									
	2018		2019		2020		2021		2022		Measure Evaluation			2018		2019		2020		2021		2022		2018		2019		2020		2021		2022	
	N	%	N	%	N	%	N	%	N	%	Achievement	Improvement	Overall	N	%	N	%	N	%	N	%	N	%	N	%	N	%	N	%	N	%	N	%
Overall	n/a	n/a	n/a	n/a	n/a	n/a	74	92.5	72	90.5	n/a	n/a	n/a	n/a	n/a	n/a	n/a	n/a	n/a	1,588	90.5	1,638	88.6	n/a	n/a	n/a	n/a	n/a	n/a	231,091	87.8	249,941	86.1
Parent	n/a	n/a	n/a	n/a	n/a	n/a	11	98.8	11	90.9	n/a	n/a	n/a	n/a	n/a	n/a	n/a	n/a	n/a	262	89.5	186	86.0	n/a	n/a	n/a	n/a	n/a	n/a	30,980	88.2	31,715	86.9
Student	n/a	n/a	n/a	n/a	n/a	n/a	51	78.6	53	80.7	n/a	n/a	n/a	n/a	n/a	n/a	n/a	n/a	n/a	1,123	85.2	1,281	82.3	n/a	n/a	n/a	n/a	n/a	n/a	169,900	79.8	187,258	77.7
Teacher	n/a	n/a	n/a	n/a	n/a	n/a	12	100.0	8	100.0	n/a	n/a	n/a	n/a	n/a	n/a	n/a	n/a	n/a	203	96.9	171	97.4	n/a	n/a	n/a	n/a	n/a	n/a	30,211	95.3	30,968	93.6

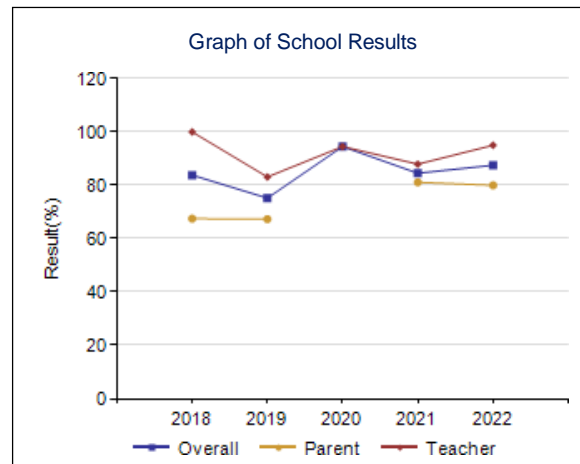


Comment on Results: Having a Welcoming, Caring, Respectful and Safe Learning environment is of utmost importance in a school setting. In this measure, ESM is above the Authority and above the Province. Although Parent report declined, student results indicate an increase in this measure. At ESM we take a safe and welcoming environment seriously and we will continue to work on maintaining a safe environment for students. We will work on sharing our plans explicitly with students and their families.

Parental Involvement – Measure Details

Percentage of teachers and parents satisfied with parental involvement in decisions about their child's education.

	School													Authority										Province									
	2018		2019		2020		2021		2022		Measure Evaluation			2018		2019		2020		2021		2022		2018		2019		2020		2021		2022	
	N	%	N	%	N	%	N	%	N	%	Achievement	Improvement	Overall	N	%	N	%	N	%	N	%	N	%	N	%	N	%	N	%	N	%	N	%
Overall	16	83.8	24	75.2	11	94.5	23	84.5	19	87.5	Very High	Maintained	Excellent	447	85.0	466	80.6	495	84.6	463	80.5	356	81.6	67,509	81.2	68,116	81.3	70,377	81.8	60,919	79.5	62,412	78.8
Parent	8	67.5	11	67.3	4	*	11	81.1	11	80.0	Very High	Maintained	Excellent	260	76.9	231	69.6	258	75.6	262	72.2	186	72.3	34,998	73.4	34,944	73.6	36,556	73.9	30,886	72.2	31,598	72.3
Teacher	8	100.0	13	83.1	11	94.5	12	87.9	8	95.0	Very High	Maintained	Excellent	187	93.1	235	91.6	237	93.5	201	88.8	170	90.8	32,511	88.9	33,172	89.0	33,821	89.6	30,033	86.8	30,814	85.2

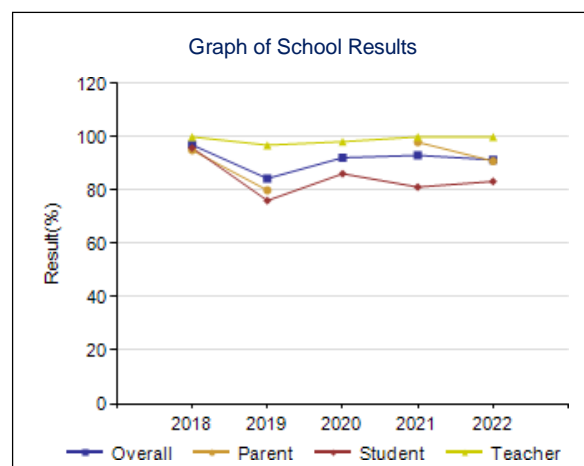


Comment on Results: Parental Involvement is something we strive to encourage. Education is a partnership between school and home. Parent results are down slightly from the year before. Again, this due to not being able to have parents in the building, assisting with classes and participating in co-curricular activities. Although higher than both the Authority and Alberta, we will strive to continue to improve and work on increasing Parental Involvement and return to pre-Covid results. We have a very active School Council and we look forward to increased family involvement.

Safe and Caring – Measure Details

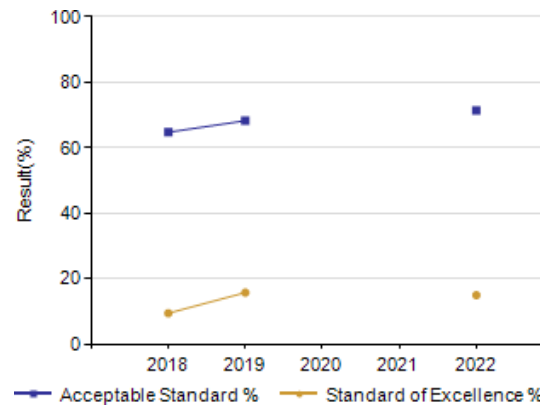
Percentage of teacher, parent and student agreement that: students are safe at school, are learning the importance of caring for others, are learning respect for others and are treated fairly in school.

	School										Authority										Province												
	2018		2019		2020		2021		2022		Measure Evaluation			2018		2019		2020		2021		2022		2018		2019		2020		2021		2022	
	N	%	N	%	N	%	N	%	N	%	Achievement	Improvement	Overall	N	%	N	%	N	%	N	%	N	%	N	%	N	%	N	%	N	%	N	%
Overall	60	97.0	86	84.4	46	92.2	74	93.1	72	91.4	Very High	Maintained	Excellent	1,864	92.2	1,794	91.2	1,722	92.0	1,586	92.3	1,637	90.8	253,494	89.0	265,382	89.0	264,204	89.4	230,987	90.0	249,835	88.8
Parent	8	95.0	11	80.0	4	*	11	98.0	11	90.9	Very High	Maintained	Excellent	263	92.0	232	88.7	261	90.5	262	91.5	186	88.2	35,486	89.4	35,247	89.7	36,899	90.2	30,969	90.5	31,707	89.5
Student	44	95.9	62	76.1	35	86.2	51	81.2	53	83.3	Very High	Maintained	Excellent	1,412	87.0	1,326	87.5	1,224	87.4	1,122	88.6	1,281	86.5	185,384	82.5	196,856	82.3	193,364	82.6	169,813	84.0	187,165	82.5
Teacher	8	100.0	13	96.9	11	98.2	12	100.0	8	100.0	Very High	Maintained	Excellent	189	97.5	236	97.5	237	98.1	202	96.8	170	97.6	32,624	95.0	33,279	95.1	33,941	95.3	30,205	95.4	30,963	94.3



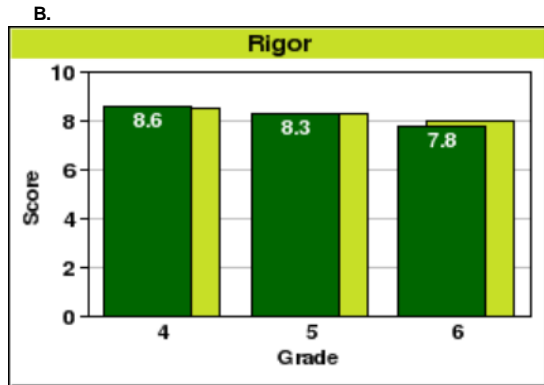
Comment on Results: Having a Welcoming, Caring, Respectful and Safe Learning environment is of upmost importance. In this measure, ESM is above the Authority and above the Province. Although Parent report declined, student results indicate an increase in this measure. At ESM we take a safe and welcoming environment seriously and we will continue to work on maintaining a safe environment for students. We will work on sharing our plans explicitly with students and their families.

Provincial Achievement Test Results – Measure Details



Comment on Results: Students had not written PATs in over two years. We are proud that the data from PATs in June 2022 is consistent with achievement prior to COVID.

E. Our School Survey Results

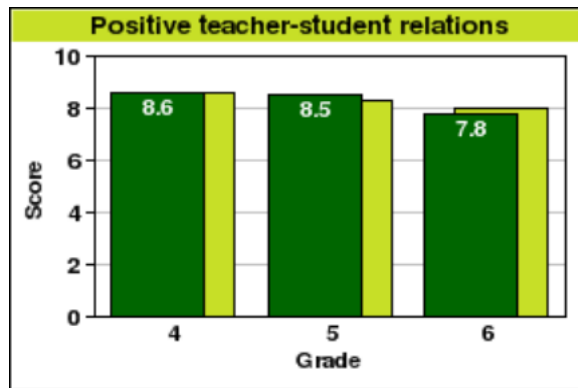


Rigor

Students who find the classroom instruction is well-organized, with a clear purpose, and with immediate and appropriate feedback that helps them learn.

- In this school, students rated rigor 8.3 out of 10; the Canadian norm for these grades is 8.3.
- In this school, rigor was rated 8.4 out of 10 by girls and 8.2 out of 10 by boys. The Canadian norm for girls is 8.3 and for boys is 8.2.

Comment on Results: Students in grade 4 and 5 find that the classroom instruction is rigorous. We will work to engage and improve our grade 6 student reported results. ESM is in line with the Canadian norm in this area.



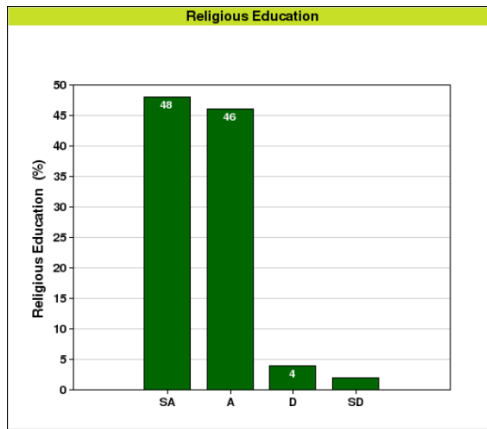
Positive teacher-student relations

Students who feel teachers are responsive to their needs, and encourage independence with a democratic approach.

- In this school, positive teacher-student relations were rated 8.4 out of 10; the Canadian norm for these grades is 8.3.
- In this school, positive teacher-student relations were rated 8.6 out of 10 by girls and 8.2 out of 10 by boys. The Canadian norm for girls is 8.5 and for boys is 8.1.

Comment on Results: Positive teacher-student relations are integral for a student to feel successful and safe at school. Students report that they are satisfied with positive student teacher relations.

Comment on results:



Students were asked: "I am encouraged and given opportunity to live my faith actively, in the school and in the community."

- Strongly Agree (SA)
- Agree (A)
- Disagree (D)
- Strongly Disagree (SD)

Comment on Results: We are very proud of the results in Religious education. Students 'Strongly Agree' at a rate of 94% that they are given the opportunity for live their faith. At ESM, faith is permeated in all things, from morning announcements, to a Weekly Gospel Time assembly, office visits, etc. We will continue to strive to attain and always work to improve living and learning about faith.

G. Administrator's Message

Overall, we are pleased and proud of our school results. We are achieving higher than both the authority and the province in most areas. Although we declined slightly in several areas, we are proud to say that we are achieving very high results. With this data, we will work to improve certain areas where we declined slightly such as citizenship and parental involvement. We expect an increase in PAT results as students return to normal and disrupted learning supports and interventions continue to support students in their learning.

We are blessed to work with our students. We work hard to meet them where they are at, and ensure that all students experience growth and success. ESM is a safe and caring school environment where staff works hard to make sure students are supported academically, spiritually, social-emotionally. Ecole St. Mary is a special place to be.